

STRATEGIC ECONOMIC PLAN & LOCAL INDUSTRIAL STRATEGY

Sheffield
City Region

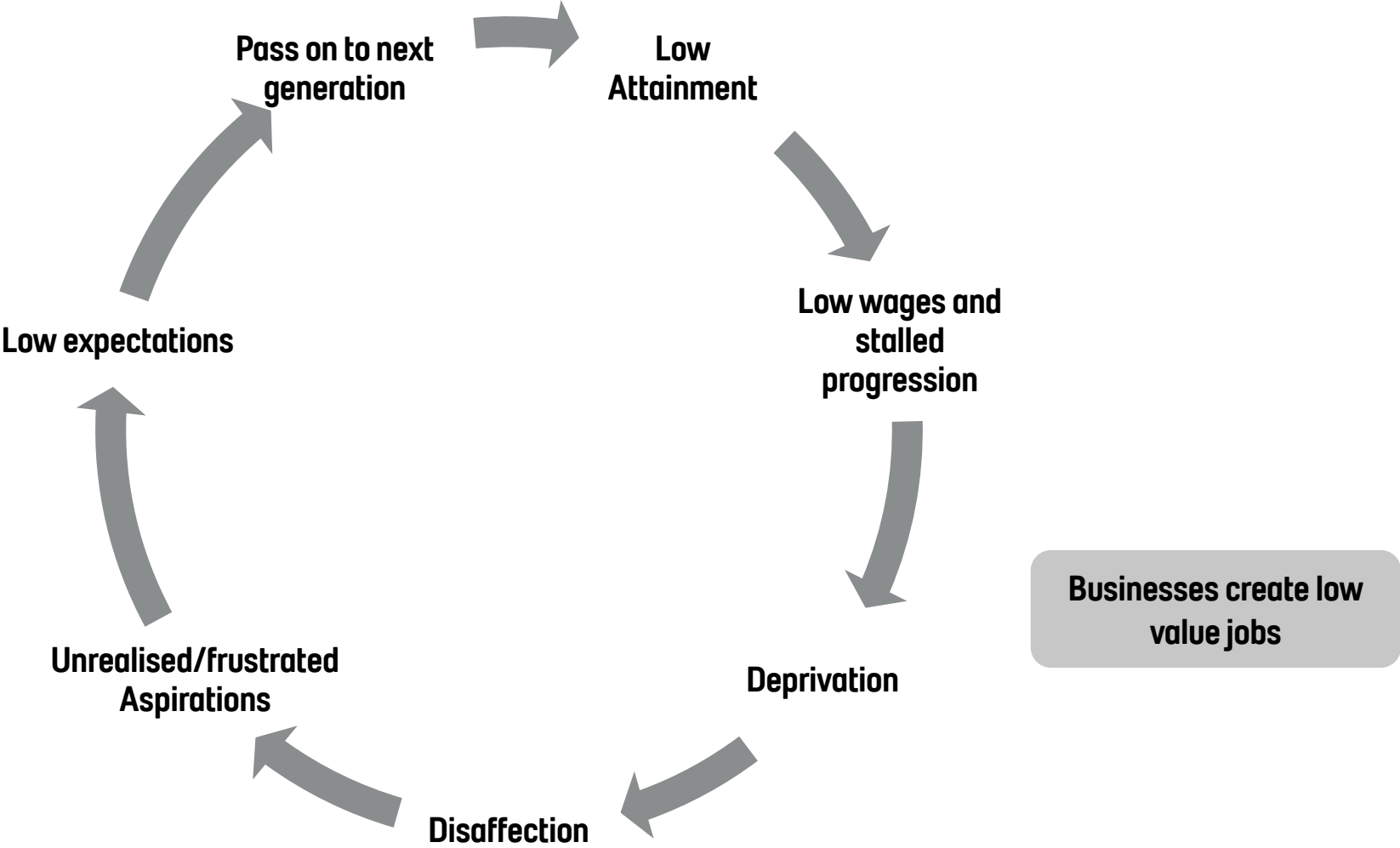
TIMESCALES

- **Up till August 2019 – evidence base (complete)**
- End of September – Draft of SEP & LIS documents (Underway)
- October – Consultation on Draft documents
- Presentation to LEP Board (November)
- Presentation to MCA Board (November)
- November 2019 – final draft of SEP & LIS
- December 2019 – SEP & LIS published

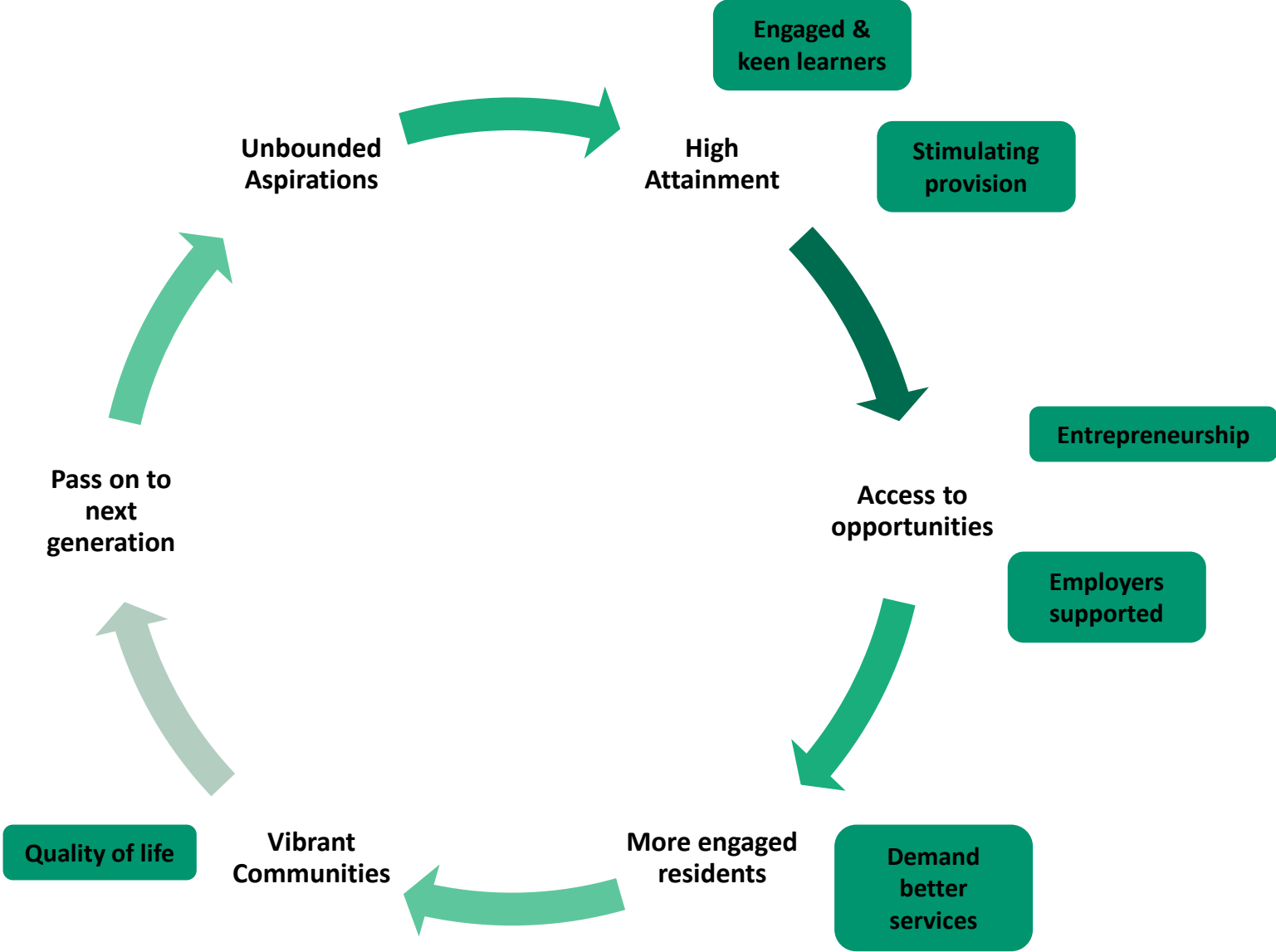
SCR IS THE WORST PERFORMING CITY REGION FOR PRODUCTIVITY

- SCR has a growing economy but SCR's economic performance is not changing its relative position. Economic growth is unbalanced in SCR and our economic performance has consistently underperformed since the 1970s. SCR has a growing but unbalanced economy, which has consistently underperformed since the 1970s.
- [GDP per Filled Job \(£\), 2002 to 2017](#)
- Despite decades of investment and growth, many residents have not felt the benefits.
- Despite some world-leading assets, the SCR economic ecosystem has deep embedded constraints which include low investment in innovation, a relatively less qualified workforce, relatively poorer health outcomes, low levels of enterprise, and inadequate infrastructure.

FROM VICIOUS TO VIRTUOUS? CURRENT REALITY



FROM VICIOUS TO VIRTUOUS? A NEW VIRTUOUS CYCLE



FOCUS ON PEOPLE

- **People** start businesses, make decisions, research, up-skill, innovate, care and create opportunities.
- An increasing number of economic strategies are focused on “**People**”, showing a recognition of the most important driver of economic transformation:
 - Medellin in Colombia - Participation
 - Greater Manchester - GM’s public services.
- People will **be able to access more opportunities, be more prosperous, and enjoy the places they live, work and play in and interact with.**

VISION

In the **Sheffield City Region**, every **person** will have an **opportunity** to take part in one of the most **prosperous, dynamic and resilient** global economies.

Opportunity

Place

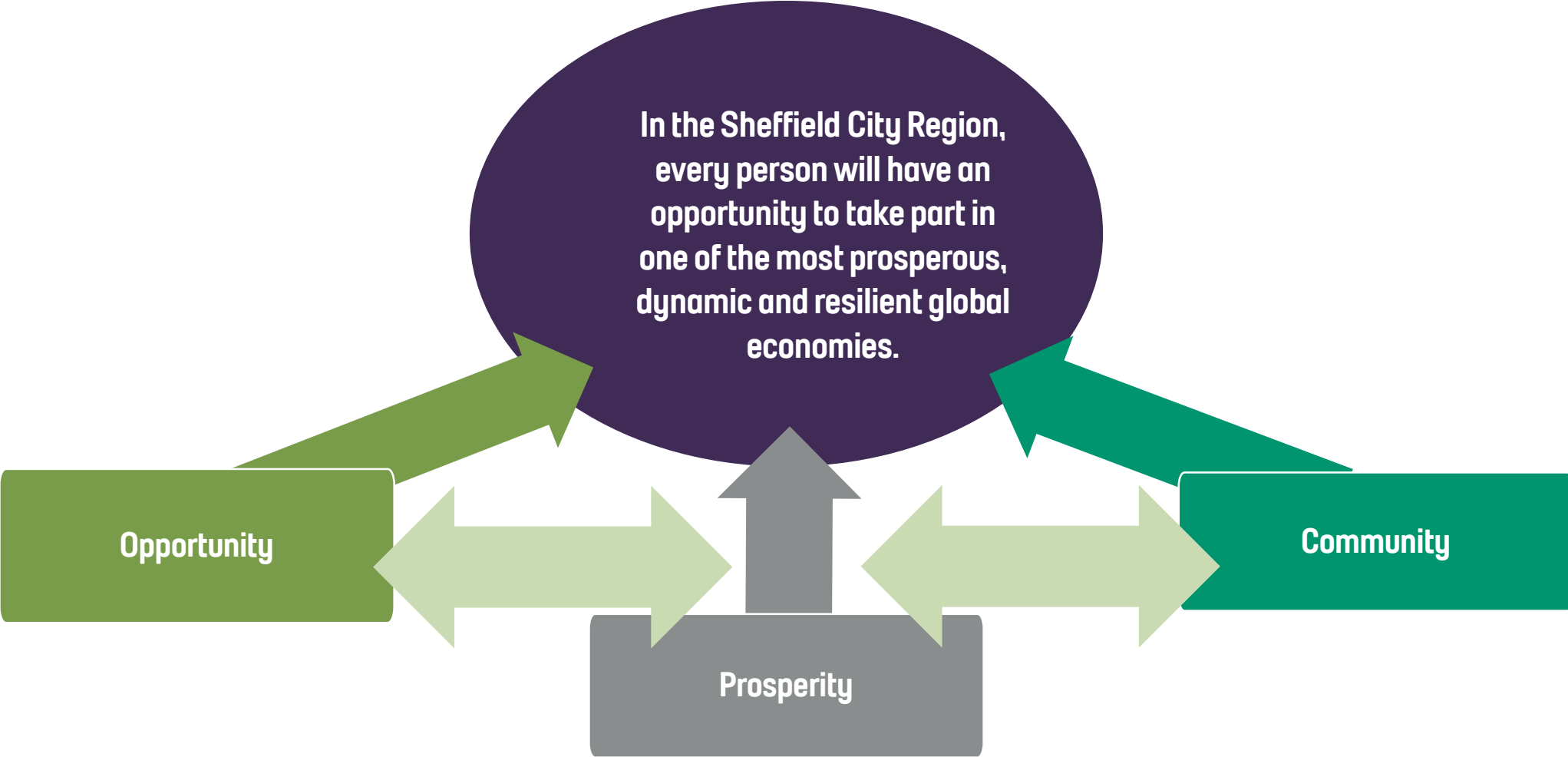
Prosperity

In the Sheffield City Region,
every person will have an
opportunity to take part in
one of the most prosperous,
dynamic and resilient global
economies.

Opportunity

Community

Prosperity



OPPORTUNITY

OUTCOMES

- **Progression & Rise in Earnings:**
- **Increased Quality of Participation**
 - Skills
 - Economic (earnings, wealth etc)
 - Civic/Leisure/Culture
- **Sustainable Mobility**
 - Social
 - Digital
 - Transport
- **Quality of Life**
 - Improved health outcomes
 - Lifestyle Choices

POLICIES

- **Create the best vocational, technical & lifelong educational system in the country**
- **Bespoke offer for every cohort**
- **Boost digital and creative skills**
- **Create the ecosystem for entrepreneurship to flourish**

PLACE

OUTCOMES

- **Clear role & purpose for our places**
- **Rich Culture**
- **Vibrant, Sustainable & Attractive Places**
 - Housing
 - Employment
 - Culture and leisure
 - Natural capital
- **Connected**
 - Digital
 - Social Networks
 - Transport

POLICIES

- **Deliver full-fibre/5G across the city region**
- **Innovative & sustainable urban centre development**
- **Mass/ active public transit systems**
- **Decarbonise our economy and embed clean energy solutions**
- **Culture and arts**

PROSPERITY

OUTCOMES

- **Productivity Growth**
- **Diversified & Specialised Business Base**
- **Improved Density**
 - **Jobs**
 - **Businesses**
- **Reduced Inequality**
- **Improved Global Linkages & Trade**

POLICIES

- **Create enabling conditions for innovation and growth**
- **Targeted intelligence-led, business growth model for scale –up and trade**
- **Leadership & convening**

**Objective
Area**



Objective

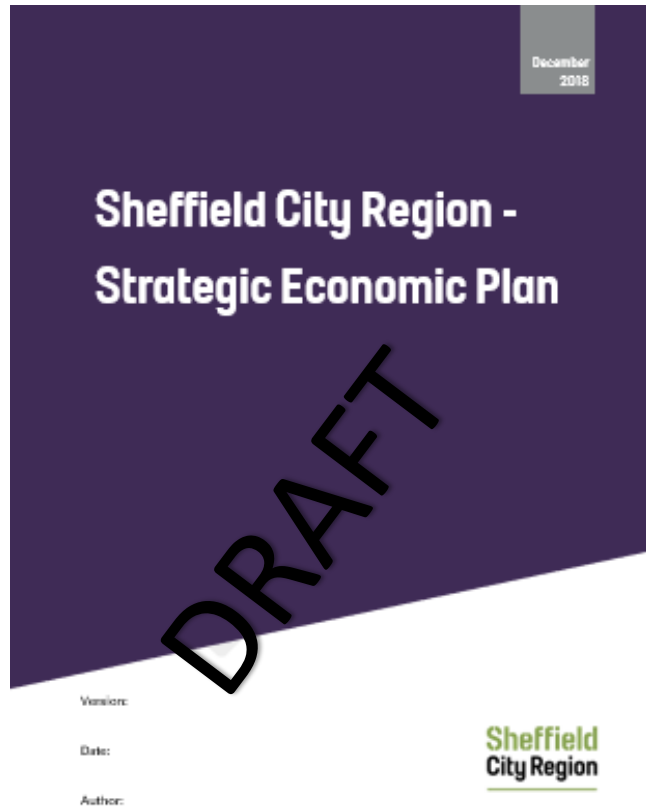


Outcomes



Indicators

DRAFT STRUCTURE



1. Introduction
2. Evidence
3. Vision
4. Objectives
5. Outcomes
6. Priorities
7. Levers of Change
8. Moving forward in delivery

THANK YOU

economy@sheffieldcityregion.org.uk

Sheffield City Region
11 Broad Street West
Sheffield
United Kingdom
S1 2BQ

Sheffield
City Region
